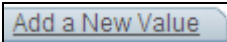
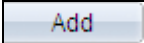
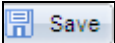


Manufacturer Table

Step	Action
1.	<p>Use the Items > Define Controls > Manufacturers > Find an Existing Value locate an existing manufacturer and update its information.</p> <p>For this example, a new manufacturer will be added to Core-CT.</p> <p>Click the Add a New Value tab.</p> 
2.	<p>Use ALL CAPS to enter a Manufacturer ID.</p> <p>Enter PANTAGONIA into the Manufacturer ID field.</p>
3.	<p>Click the Add button.</p> 
4.	<p>Use ALL CAPS to enter the manufacturer's full name in the Description field.</p> <p>Enter PANTAGONIA CORPORATION into the Description field.</p>
5.	<p>The Short Description field populates automatically based on what is entered in the Description field.</p>
6.	<p>Click the Save button.</p> 
7.	<p>End of Procedure.</p>