

Purpose



Use this procedure to set up Capital Acquisition Plan Types. CAP Types are used to track assets acquired as part of a Capital Acquisition Plan (CAP). The CAP functionality allows you to track capital expenditures for purchases where assets will be placed in service as they are acquired. This functionality allows you to access cost and asset summaries in order to get an overview of the CAP.

Procedure

1. Begin by selecting **Set Up Financials/Supply Chain → Product Related → Asset Management → Profiles → Capital Acquisition Plan Types** to display the **Capital Acquisition Plan Types Search** page.
2. Complete the Find an Existing Value or Add a New Value tab. Enter the Business Unit and Capital Acquisition Plan Type (up to 5 characters) to display the Capital Acquisition Plan Type page.



SetID: DOCM1 Capital Acquisition Plan Type: COMP


Find First ◀ 1 of 1 ▶ Last


*Effective Date: 05/25/2005  *Status: Active 

*Description:

Short Description:



3. Type or select the date that the CAP type will be effective.
4. Leave the default of Active in the Status field.
5. Type a Description for the Capital Acquisition Plan Type.
6. Type a Short Description for the Capital Acquisition Plan Type.
7. Click  .